

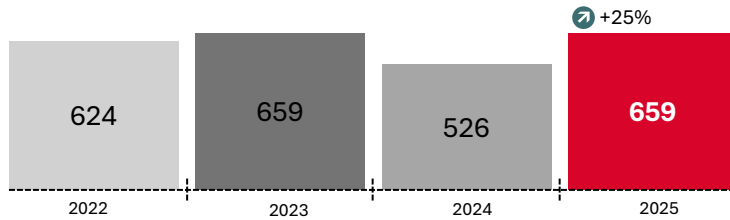
# SME FUND

Greece statistical highlights

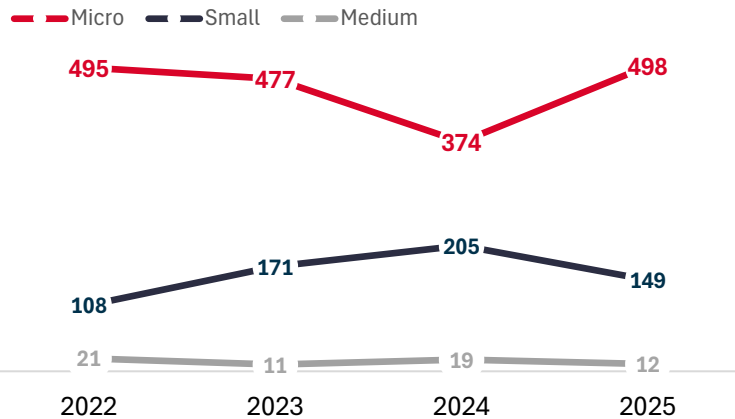
---

# Greece statistical highlights 2022-2025

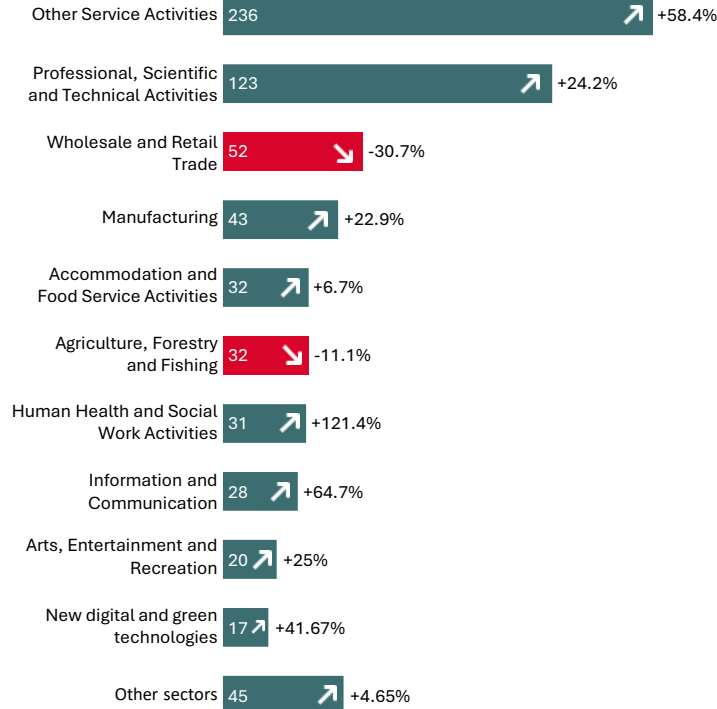
Total applications from Greek SMEs to the programme



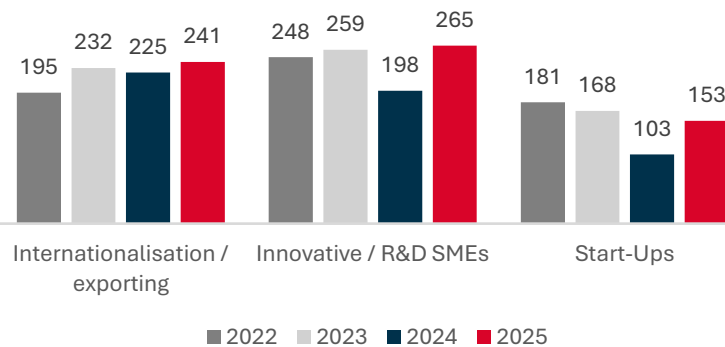
Applications by SME type



Top company sector in the applications in 2025



Applications by company focus



## GREECE RANKS

# 16<sup>th</sup>

out of 28 countries

659

Applications (2025)

1,127

EU average

429

Total SMEs (2025)

€218.576

Total payment (2025)



\* Dashed line = EU average (1,278)

1

# What is the SME Fund?

# The SME Fund

---

**The SME Fund or Ideas Powered for Business SME Fund**, is a grant programme designed to support small and medium-sized enterprises (SMEs), based in the European Union (EU) in protecting their intellectual property (IP) rights. It is an initiative of the European Commission (EC) implemented by the European Union Intellectual Property Office (EUIPO) in cooperation with the national and regional EU Intellectual Property Offices across the EU. In Greece, the EUIPO is cooperating with the Hellenic Industrial Property Organisation (OBI).

The Fund was initially launched as a pilot initiative in 2021. Following its successful implementation, the EUIPO, in cooperation with the EC, signed a Contribution Agreement for the implementation of the Multiannual SME Fund Initiative 2022–2024 under the EU’s Single

Market Programme, while for years 2025 and 2026, is continuing in the framework of the Multiannual Work Programme 2022–2027.

The initiative is also aligned with the goals of the EUIPO Strategic Plan 2030 (SP2030), which places particular emphasis on strengthening SME participation in the intellectual property system and improving SMEs’ understanding and use of IP rights, and due to the strong interest demonstrated by SMEs and other stakeholders, the EUIPO and the EC are continuing the SME Fund initiative throughout 2026.

**The Fund provides intellectual property vouchers to SMEs established in the 27 EU Member States and, since 2023, also to SMEs based in Ukraine.** These

vouchers enable applicants to request reimbursement of part of the basic fees for filing for an IP title. The programme aims to support businesses in developing their IP strategies, encourage the protection of intellectual property rights at national, regional and European levels, and finally for SMEs to raise capital and gain economic benefit from their protection.

It should be mentioned that since 2021, when the Fund’s pilot operation began, the EUIPO developed a special e-platform for the submission, organization and management of SME applications and reimbursements, which has been evolved in a powerful and very user-friendly tool.

After the pilot phase of the Fund and especially its implementation for the years 2022–2025, it can be stated with certainty that **the benefits generated by the programme are not just limited to the financial support for the (initial) filing of an industrial property title**. The programme has also enabled the introduction of SMEs to the industrial property world, the creation of their IPRs portfolio (even if we are talking about only one IP title) and increase their awareness regarding industrial and intellectual property in general.

Those SMEs that have filed even only one application for a grant voucher since the Fund's launch and especially those that have proceeded and activated their approved voucher by filing an IP application at their national office, the European Intellectual Property Office (EUIPO), the European Patent Office (EPO), the World Intellectual Property Organization (WIPO), or the Community Plant

Variety Office (CPVO), effectively became part of the industrial and intellectual property world. They have a better understanding of how IP can help them translate their ideas into products and how the protection titles of their various IP rights can be a powerful tool for growth and competition.

The financial support is provided in the form of vouchers. According to the current structure of the Fund, **SMEs can apply for different types of vouchers covering specific IP-related activities**. These include, **Voucher 2** for the protection of trademarks and/or industrial designs, **Voucher 3** for patent protection, and **Voucher 4** for the protection of Community plant varieties. **Voucher 1** is for IP Scan services and is not provided in Greece.

The reimbursement amount for each voucher, depending on the geographical protection or on some

more specific details, reached 75% of the actual costs, subject to the respective maximum amount of the voucher.

Below we will deepen ourselves in how the vouchers can be used today, how Greek SMEs used the Fund during the period 2022 – 2025 and what conclusions can be drawn from the statistics that EUIPO collects and provides to the national offices.

**For the four-year period, a total of 2.468 applications for one or more vouchers were filed by Greek SMEs (medium, small, micro), while a total of 2.524 vouchers has been approved (including applications for more than one voucher from the same company).**



2

## How the SME Fund works today?

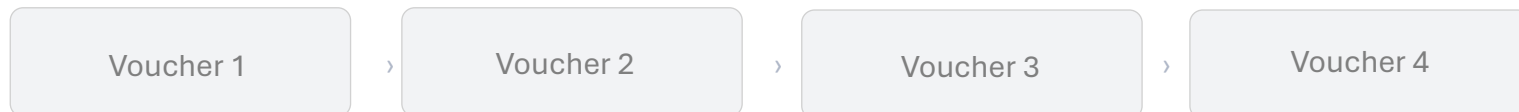
# Overview of the SME Fund today

---

**SMEs, during this year, can apply for one or more vouchers through the dedicated online platform managed by the EUIPO.**

Once the application is approved, the voucher must be activated within a specific time frame by filing the relevant intellectual property application. After the filing has been completed and the corresponding fees have been paid, the SME may request reimbursement through the platform.

The SME Fund currently provides financial support through four different vouchers covering specific intellectual property activities:



# Voucher 1 IP Scan

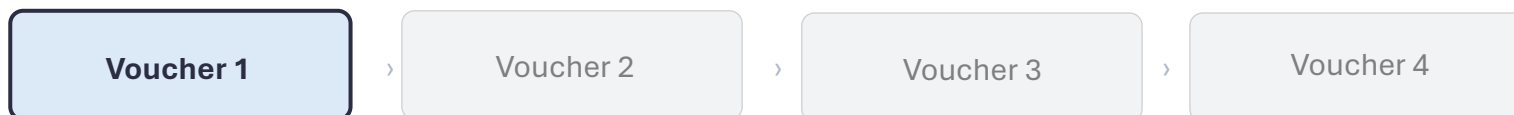
**Voucher 1 supports IP Scan services, which provide SMEs with professional advice on how to manage and protect their intellectual property assets.**

An IP Scan is carried out by intellectual property experts designated by participating national offices and consists of an assessment of the company's business activities, innovation potential and existing intellectual property assets.

The objective is to help SMEs identify which intellectual property rights are relevant for their business strategy and how these rights can be protected effectively.

The voucher covers IP Scan services and IP Scan enforcement services offered by participating intellectual property offices.

**IP Scan services are not currently provided by OBI, and therefore, this voucher is not applicable to Greek SMEs.**



# Voucher 2

## Trademarks and industrial designs

The voucher **covers costs related to the filing and registration of trademarks and designs at national, regional and European levels, as well as international protection** through the Madrid and The Hague systems administered by WIPO.

Eligible costs may include:

- Application fees
- Class fees
- Examination fees
- Registration fees
- Publication fees
- Fees related to the deferment of publication

For **international applications** submitted through the Madrid or The Hague systems, the voucher may also cover basic fees, designation fees and subsequent designation fees relating to EU Member States.

**The voucher provides reimbursement of up to 75% of eligible costs** for national, regional and EU-level protection, and **50% reimbursement for international applications.**

The **maximum grant amount** available under this voucher is **EUR 700.**

Once the voucher is granted, SMEs have one month to activate it, with the possibility of requesting an extension of up to two additional months.

**The implementation period for this voucher is six months.**

**At the date of publication of this report, due to the exhaustion of its budget, Voucher 2 is temporarily closed, and therefore, currently unavailable. Applications are expected to reopen in November.**



# Voucher 3

## Patents

**Voucher 3 supports SMEs in obtaining patent protection.** This voucher covers several types of patent-related costs at both national and European levels, including:

- Prior art search reports carried out by national offices
- Patent filing fees
- Examination fees
- Grant and publication fees

For European patent applications, the voucher may also cover filing and examination fees before the European Patent Office (EPO).

In addition, the voucher may reimburse legal costs associated with the preparation and drafting of a European patent application, provided that these services are carried out by authorised representatives before the EPO.


**The reimbursement rate is 75%** of eligible costs **for patent filing and examination activities** and **50% for legal costs related to drafting and filing** a European patent application.

The financial support is divided into the following categories:

- **Up to EUR 1000** for national-level patent costs and prior art searches
- **Up to EUR 1000** for European patent filing and examination fees
- **Up to EUR 1500** for legal costs related to the drafting and filing of a European patent application

**The maximum total amount available under this voucher is EUR 3500**, provided that all three categories are used, within the limits for each category as described above.

SMEs must activate the voucher within one month, with the possibility of an extension of up to two months. **The implementation period for this voucher is six months.**



# Voucher 4

## Community Plant Varieties

---

**Voucher 4 supports SMEs operating in the agricultural and biotechnology sectors in protecting plant varieties at European level.**

The voucher covers costs associated with the registration of plant varieties through the Community Plant Variety Office (CPVO).

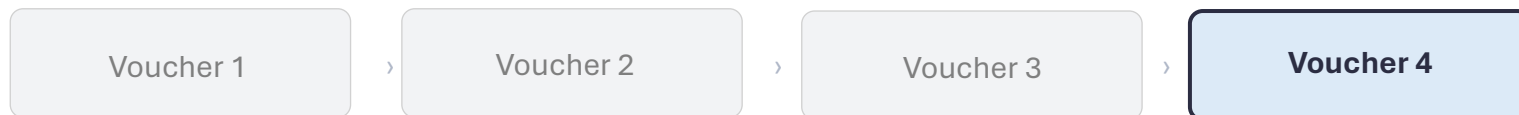
Eligible costs include:

- Online application fees
- Examination fees charged by the CPVO

**The voucher provides reimbursement of up to 75% of eligible costs, with a maximum grant amount of EUR 1500.**

SMEs must activate the voucher within one month, with the possibility of a two-month extension.

**The implementation period for this voucher is twelve months**, which allows sufficient time for the plant variety registration process.

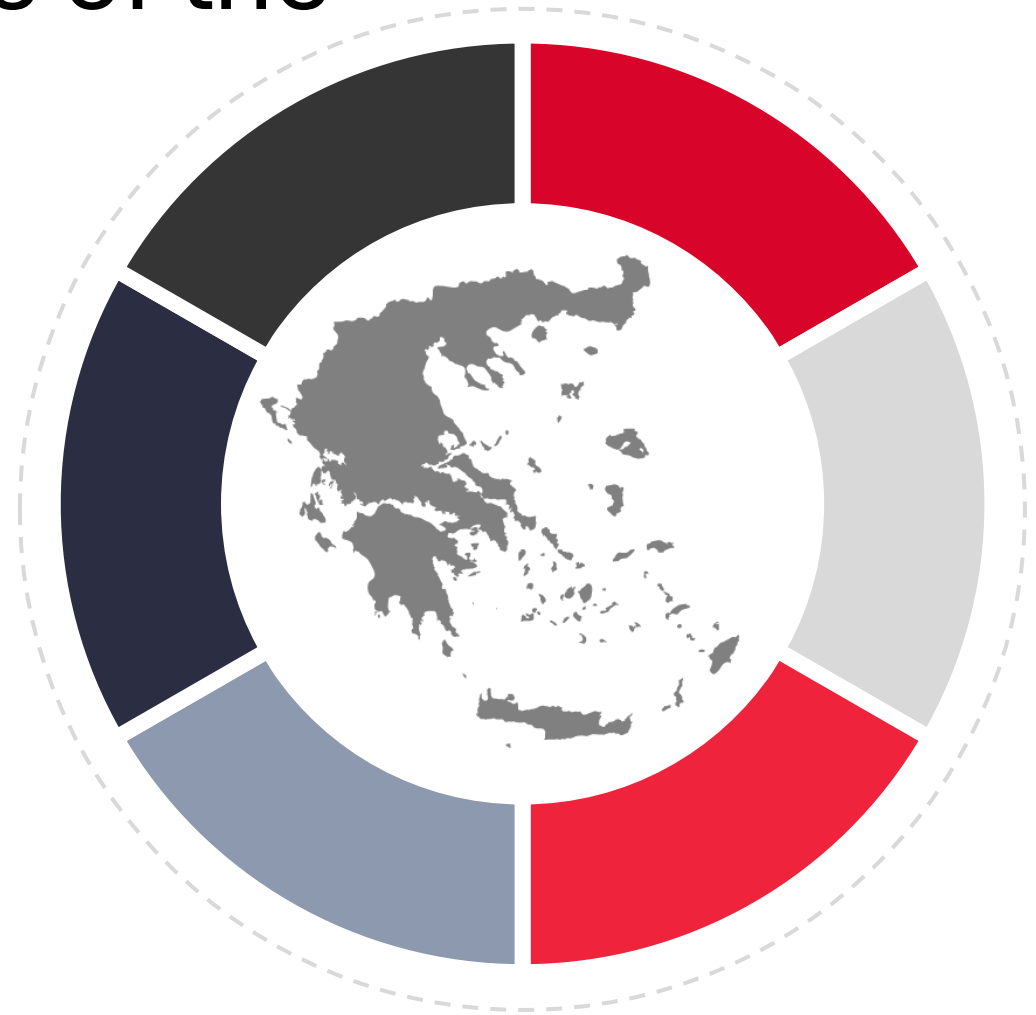


SME Fund in Greece  
during years 2022 - 2025

3

# Statistical analysis of the use of the SME Fund in Greece

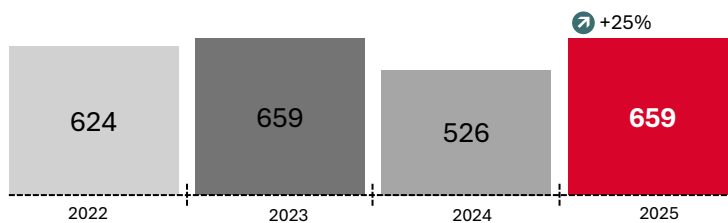
- Applications by SME size
- Applications by company sector
- Sector breakdown analysis
- Reimbursement requests
- Amount reimbursed
- Greece's performance in the European landscape



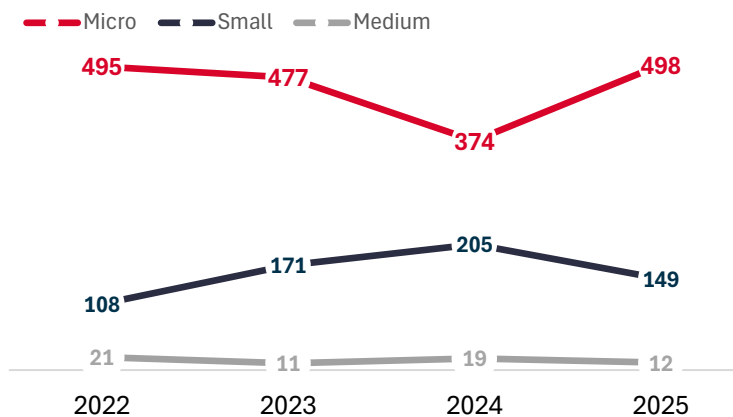
# Applications submitted to the SME Fund (2022–2025)

The available data show that participation of Greek SMEs in the SME Fund programme of the EUIPO remained relatively stable over the period 2022–2025, although some fluctuations can be observed. The number of applications increased from **624 in 2022** to **659 in 2023**, followed by a decline to **526 in 2024**. In **2025**, applications rose again to **659**, representing an increase of **approximately 25% compared to 2024** and returning to the highest level observed during the period.

Total applications from Greek SMEs to the programme



Applications by SME size



The distribution of applications by company size shows that **the SME Fund programme is predominantly used by micro-enterprises**. Between **2022 and 2025**, micro-enterprises **submitted 1.844 applications**, representing **75% of the total**.

**Small enterprises** represent the second largest group of applicants, with **561 applications (23%)**, while **medium-sized enterprises** account for only **63 applications (2%)**, indicating a significantly lower level of participation from this category.

## Applications by SME size in 2025

**A similar distribution is observed in 2025**, when micro-enterprises submitted 498 applications (75.6%), followed by small enterprises with 149 applications (22.6%), while medium-sized enterprises recorded 12 applications (1.8%). Overall, participation in the SME Fund in Greece is highly concentrated among micro and small enterprises, while medium-sized companies represent only a marginal share of applicants.

Applications by SME size

Applications by company sector

Sector breakdown analysis

Reimbursement requests

Amount reimbursed

Greece within EU

## Applications by company focus

Looking now at the focus of the companies that applied for SME Fund vouchers, the data provides insight into the strategic orientation of participating SMEs.

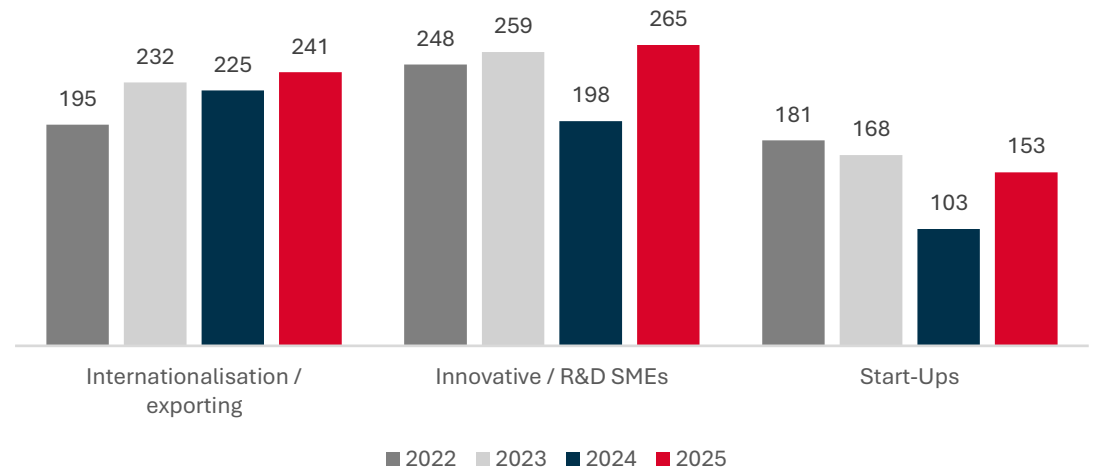
**Innovative and R&D-oriented companies** represent the **largest group** of applicants throughout the period. Applications increased from **248 in 2022** to **259 in 2023**, declined to **198 in 2024**, and rose again to **265 in 2025**, the highest level recorded during the period.

SMEs focused on **internationalisation and export** activities represent the **second largest group** of applicants. Applications increased from **195 in 2022** to **232 in 2023**, declined slightly to **225 in 2024**, and reached **241 in 2025**, indicating an overall upward trend.

**Start-ups** account for a smaller share of applications. Their participation declined from **181 applications in 2022** to **168 in 2023** and **103 in 2024**, before increasing again to **153 applications in 2025**.

Between 2022 and 2025, the total amount of applications submitted were:

- Innovative / R&D SMEs: 970 applications,
- Internationalisation / exporting: 893 applications,
- Start-ups: 605 applications.



Applications by SME size

**Applications by company focus**

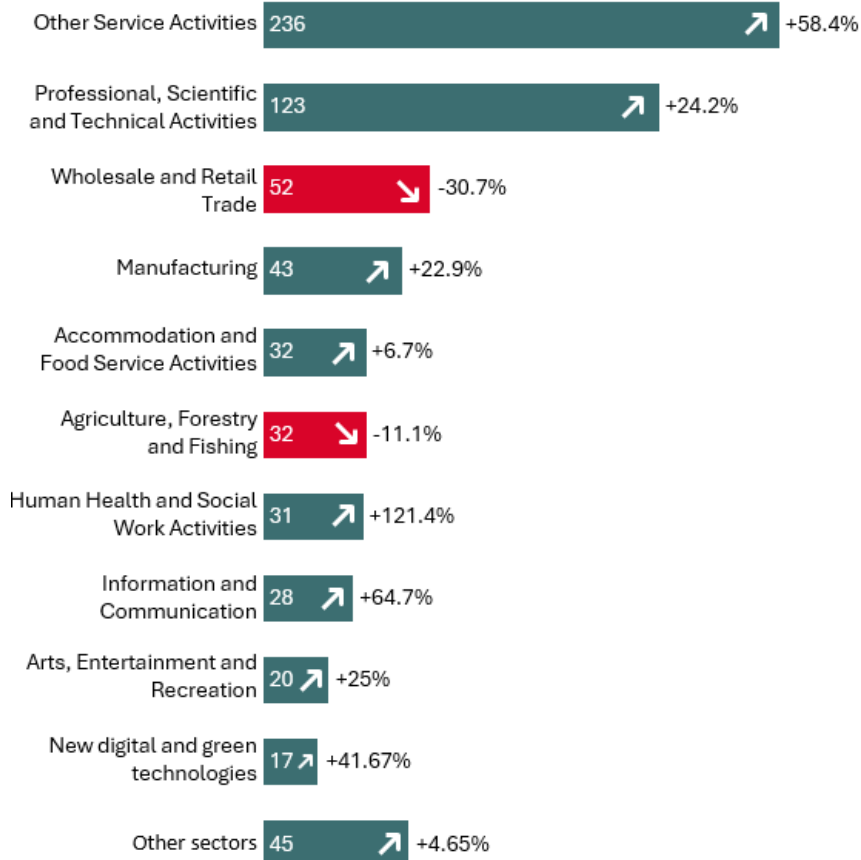
Sector breakdown analysis

Reimbursement requests

Amount reimbursed

Greece within EU

### Top company sector in the applications in 2025



### Top companies sector by Greek applicants

The sectoral distribution of SME Fund applications in Greece shows that service-related activities dominate participation in 2025. **Other service activities** represent the **largest group of applicants**, with **236 applications**, marking a **58.4% increase compared to 2024**. This is followed by **professional, scientific and technical activities**, which recorded **123 applications**, reflecting a **24.2% increase**.

**Several other sectors also demonstrate positive growth**. Applications from the **information and communication** sector **increased by 64.7%**, while **human health and social work** activities recorded the **strongest growth (+121.4%)**, reaching 31 applications.

The **manufacturing sector also expanded**, with 43 applications (+22.9%), and arts, entertainment and recreation reached 20 applications (+25%).

By contrast, **some sectors experienced a decline in participation**. Applications from **wholesale and retail trade** decreased to 52 applications (-30.7%), while **agriculture, forestry and fishing** recorded 32 applications (-11.1%) compared to the previous year.

Taken together, and compared with 2024, most sectors recorded an increase in SME Fund applications in 2025. The strongest growth was observed in service-related activities, particularly Other Service Activities, while Human Health and Social Work Activities registered the most significant increase among all sectors.



## Reimbursement requests by SME size

The figures in this slide shows the number of reimbursement requests submitted by SMEs after receiving SME Fund vouchers, broken down by company size and year. **A sharp increase is observed between 2022 and 2023**, particularly among **micro-enterprises**, whose requests rose **95 to 350 micro-enterprises**. This increase reflects the maturation of the programme.

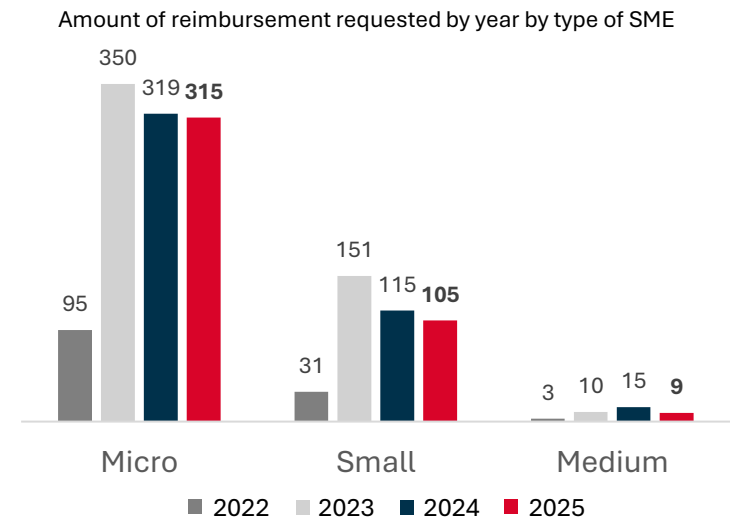
In the following years, the number of requests remained relatively stable, with **319 requests in 2024** and **315 in 2025**, indicating a consistent level of use of the reimbursement mechanism.

**Small enterprises** show a similar pattern, with requests increasing from **31 in 2022 to 151 in 2023**, before gradually declining to **115 in 2024 and 105 in 2025**.

**Medium-sized enterprises** submitted only a **limited number of requests** throughout the period.

Overall, the data suggests that the reimbursement phase of the SME Fund is primarily utilised by micro and small enterprises and that the programme reached a stable level of implementation after the initial expansion.

**It must be highlighted that the 2025 reimbursement requests may be increased according to the exact date of the activation of the several vouchers.**



Applications  
by SME size

Applications  
by company focus

Sector breakdown  
analysis

**Reimbursement  
requests**

Amount reimbursed

Greece within EU

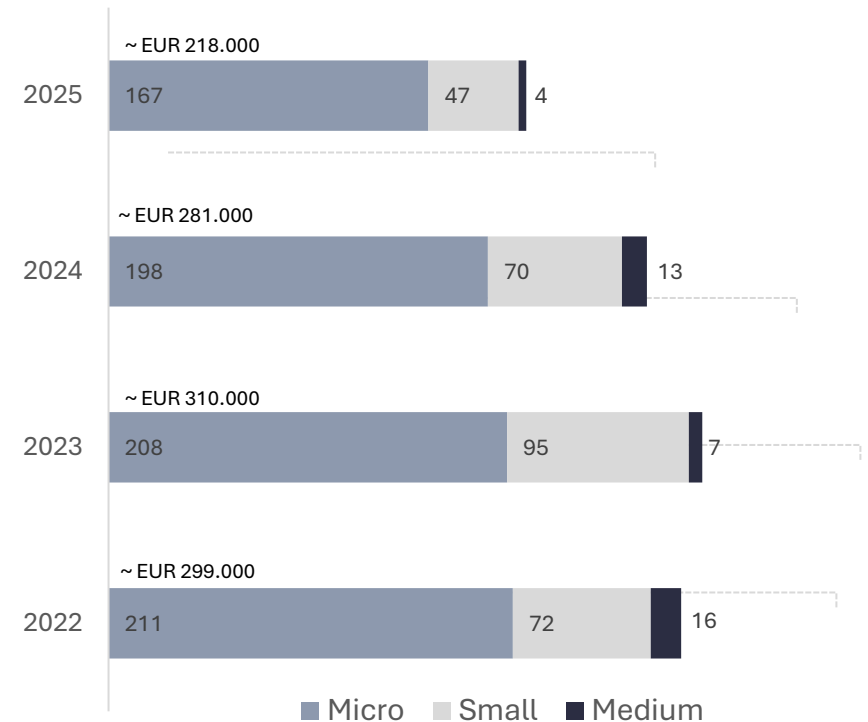
## Amount reimbursed by SME size

The total amount reimbursed to Greek SMEs through the SME Fund shows some variation over the years. Reimbursements reached **EUR 299.000 in 2022**, increased to **EUR 310.000 in 2023**, representing the highest level recorded during the period, and declined slightly to **EUR 281.000 in 2024**. Reimbursements in **2025 totalled EUR 218.000**, although this figure may be increased as additional reimbursement requests are still being processed.

Across all years, **micro-enterprises received the largest share of financial support**. **Small enterprises** represent the **second largest group of beneficiaries**, while **medium-sized enterprises** account for only a **limited portion** of the reimbursed amounts.

It should also be noted that the SME Fund reimburses a **percentage of the eligible costs requested by SMEs**, limited to the maximum voucher value rather than the full amount of the investment.

Amount reimbursed by year by type of SME



Note: Amounts shown in the charts are expressed in thousands of euros (EUR 000.000).

Applications by SME size

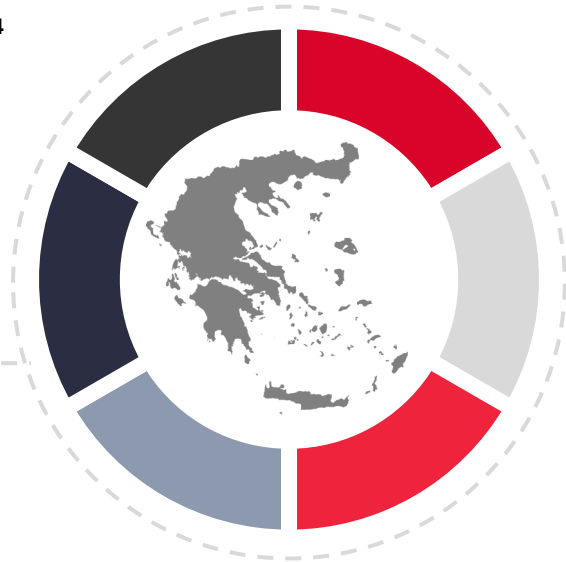
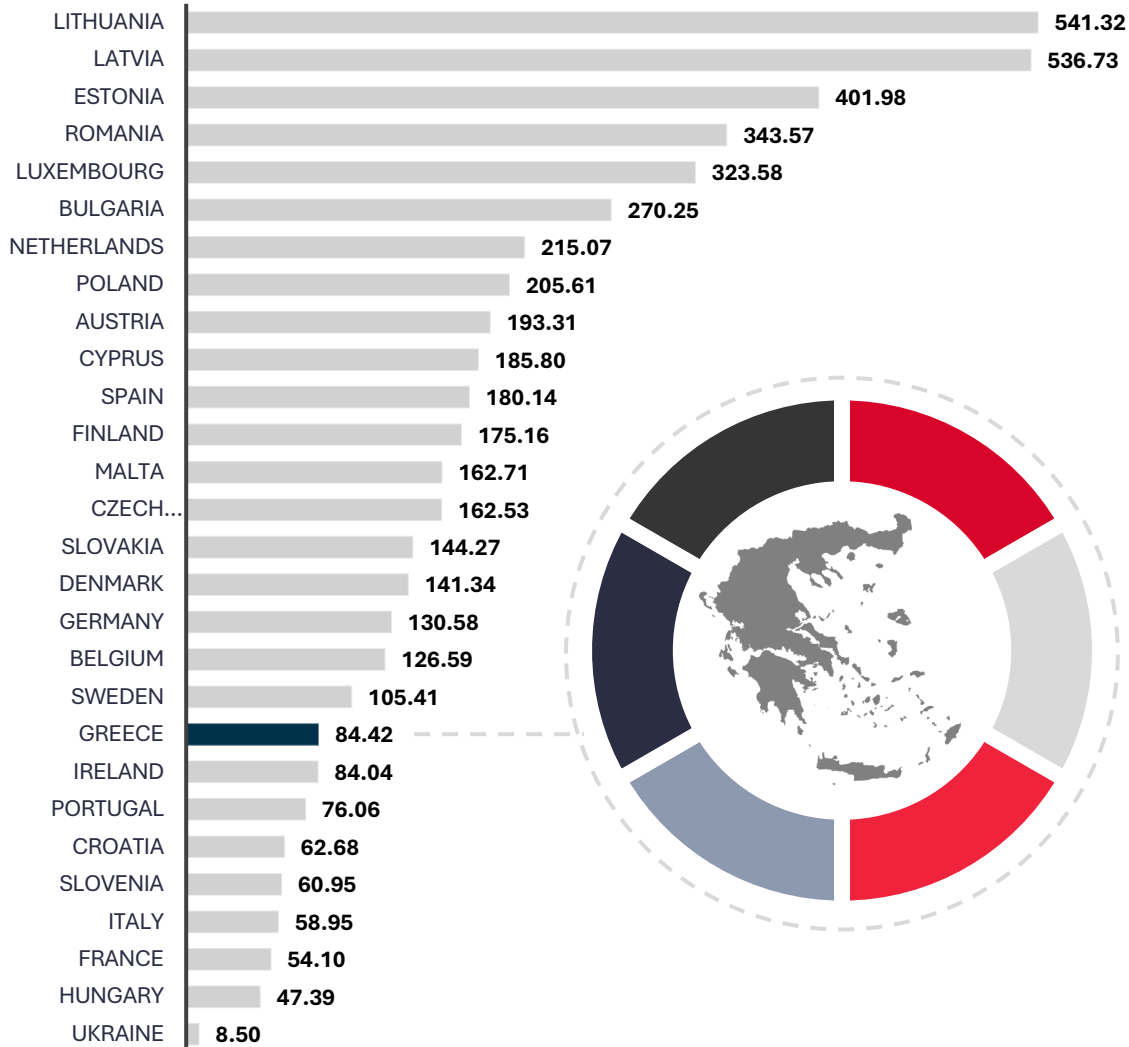
Applications by company focus

Sector breakdown analysis

Reimbursement requests

**Amount reimbursed**

Greece within EU



GREECE'S POSITION

# Greece in the European context (2022-2025)

Over the entire period (2022-2025), **Greek SMEs submitted 2.468 applications**, placing Greece 15th among participating countries, in terms of total number of applications. Countries such as Spain, Poland and the Netherlands recorded the highest levels of participation, each exceeding 10.000 applications over the same period

Looking specifically at **2025**, it should be noted that in the ranking of the 28 countries participating in the SME fund, in terms of the number of applications per 100.000 SMEs, **Greece is in 20<sup>th</sup> place**, above Italy 25<sup>th</sup> and France 26<sup>th</sup>.

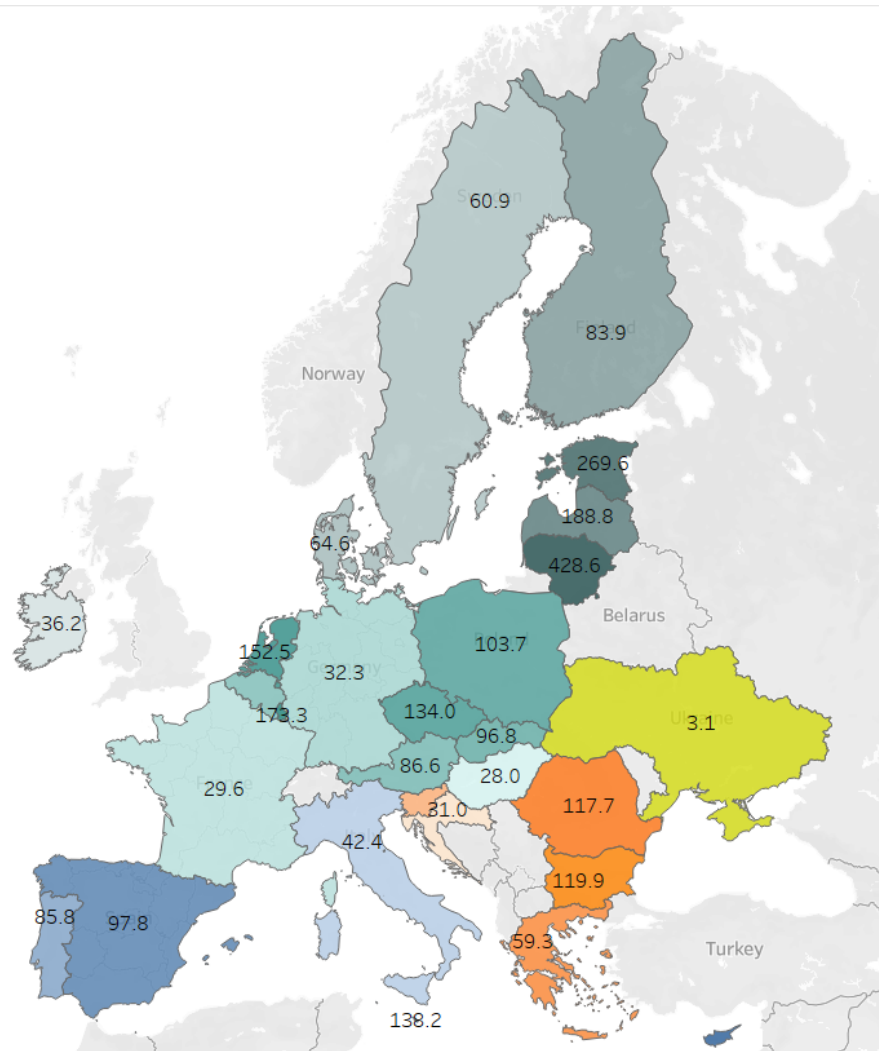
# Greece in the European context (2022-2025)

To provide a more granular subregional analysis, countries were grouped according to geographical proximity and shared economic characteristics.

Within the Balkan area cluster, **Greece occupies the 3<sup>rd</sup> position** in applications per million inhabitants (2022-2025), outperforming both Slovenia and Croatia in this metric. With a value of 59.3, Greece records higher application intensity than several regional peers, although Romania (117.7) and Bulgaria (119.9) remain the leading countries in the cluster.

These results indicate that while Greece falls within the middle tier of the overall European dataset, it remains a relatively active participant within its immediate geographic and economic peer group.

GREECE'S POSITION



Applications by SME size

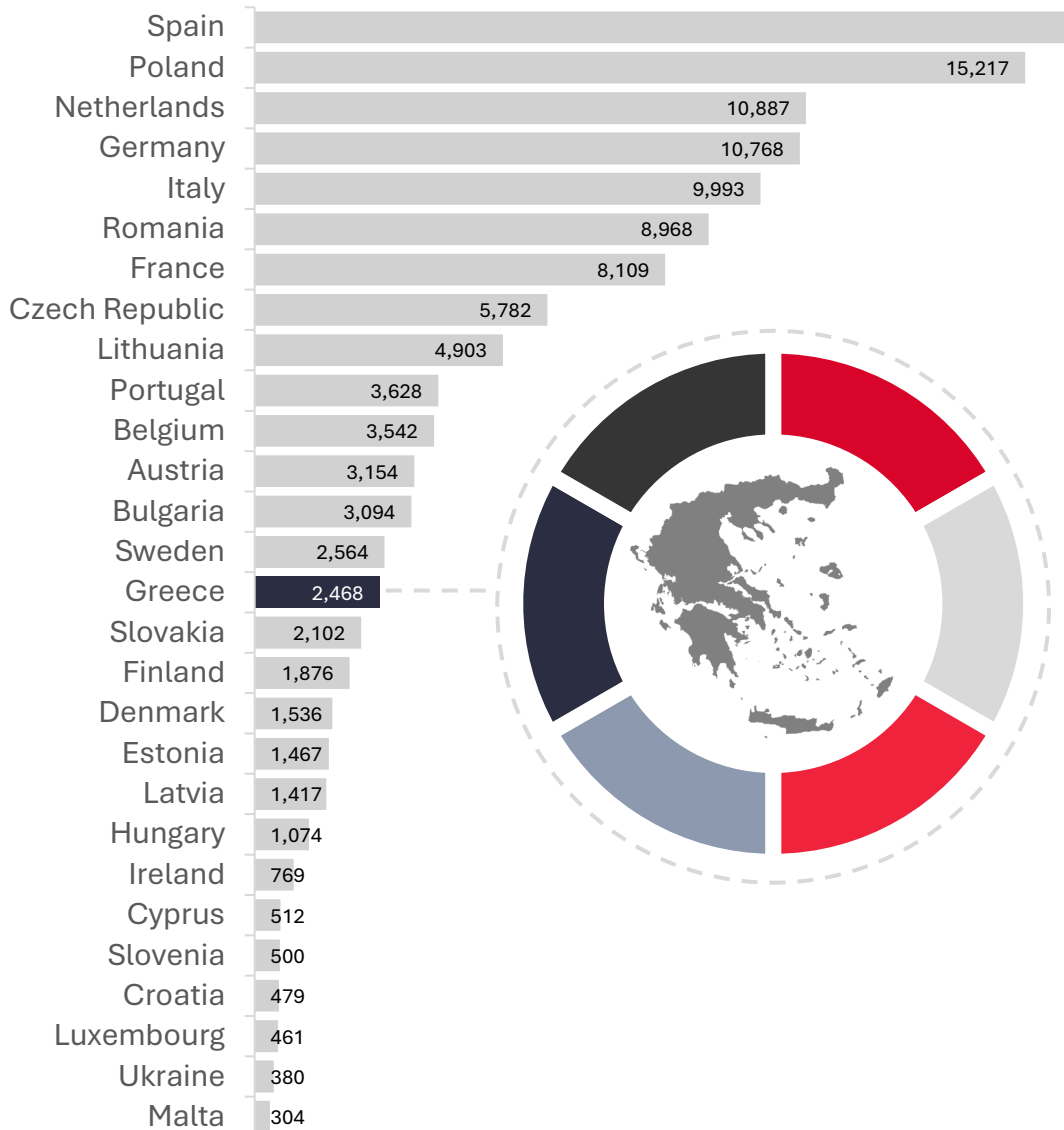
Applications by company focus

Sector breakdown analysis

Reimbursement requests

Amount reimbursed

Greece within EU



# Greece in the European context (2022-2025)

The table presents the number of SME Fund applications submitted by SMEs in participating countries between 2022 and 2025, allowing a comparison of Greece’s participation within the European context. Over the entire period, Greek SMEs submitted **2.468 applications**, placing Greece **15th among participating countries**. Countries such as **Spain, Poland and the Netherlands** recorded the highest levels of participation, each exceeding **10.000 applications** over the same period

Looking specifically at **2025**, Greek SMEs submitted **659 applications**, placing the country **16th among participating countries** for that year. Although Greece remains below the leading countries in terms of total applications, its level of participation is comparable to that of several other medium-sized economies participating in the programme.

GREECE'S POSITION

*Compiled with the statistics, provided by the EUIPO to the national offices (with data available as of 14 May 2026), by:*

**Eleni Miskou**, Director Secretariat at OBI, Contact Point for the SME Fund in Greece

**Hikmat Saffaye Hernandez**, Seconded EPO Young Professional, Directorate Secretariat, OBI

**Nicoleta Voluta**, Seconded EPO Young Professional, Directorate Secretariat, OBI



[www.obi.gr](http://www.obి.gr)

5, Gianni Stavroulaki str.  
151 25 Paradissos Amaroussiou

T: +30 210 6183580 – 582  
email: [info@obi.gr](mailto:info@obi.gr)